

RENEWING MEMBERSHIP VIA MEMBERS AREA - Individual

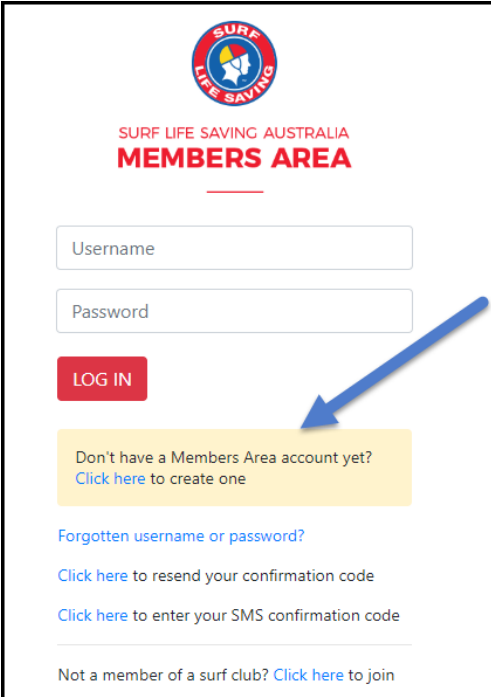
Browse to <https://members.sls.com.au>

If you have a log in account, log in.

If you don't have a log in account you will see the option to create an Account highlighted in yellow

Enter the compulsory details: -

- First Name
- Last Name
- Date of Birth
- Gender
- Select Identity Confirmation Method, either email or mobile number, to which a unique code/or link will be sent. The email or mobile you use must be the same as the email/mobile in National Membership database (Surfguard).
- Create Username & Password
 - You should click "Check" to make sure the Username has not already been taken.
 - Your password cannot contain your first name, surname or username. It must be 6-12 characters in length and must contain at least one letter and at least one number. It cannot contain any of the following symbols: – ' , + ? # " * \ & \$%



The screenshot shows the login interface for the Surf Life Saving Australia Members Area. At the top is the SLSA logo. Below it, the text reads "SURF LIFE SAVING AUSTRALIA MEMBERS AREA". There are two input fields: "Username" and "Password". A red "LOG IN" button is positioned below the password field. A yellow box highlights the text "Don't have a Members Area account yet? Click here to create one", with a blue arrow pointing to it. Below the yellow box are three links: "Forgotten username or password?", "Click here to resend your confirmation code", and "Click here to enter your SMS confirmation code". At the bottom, there is a link: "Not a member of a surf club? Click here to join".

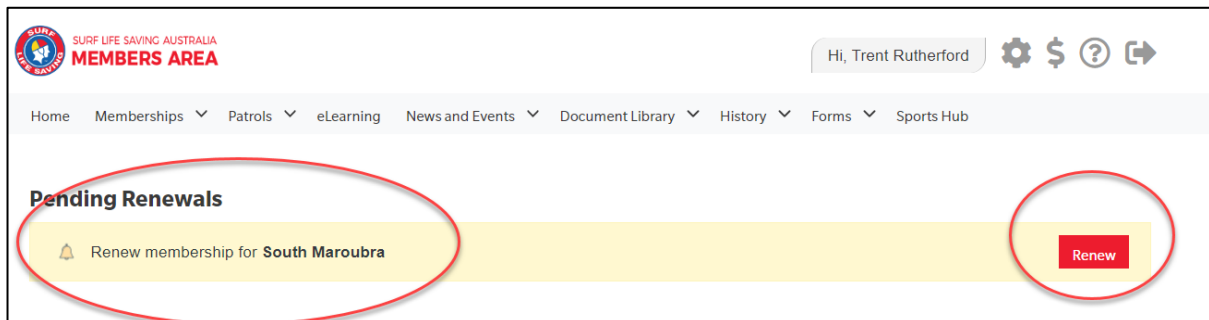
Activating your Members Area Account

To ensure privacy and security, all accounts must be activated before they can be accessed. You will receive a confirmation code/ link by either email or SMS depending on the choice you made earlier.

- **Email Activation** – you will receive an email with a link to activate your account. To activate either click the link or copy & paste the link into your web browser
- **Mobile Activation** – the next screen displayed will ask you to enter your username and password exactly as you chose it earlier, followed by the confirmation code you receive by SMS.

RENEWING – Individual Member

Once you have logged into the Members Area the system home page will provide a RENEW link for any organisation that may require membership renewal, eg. Long Reef.



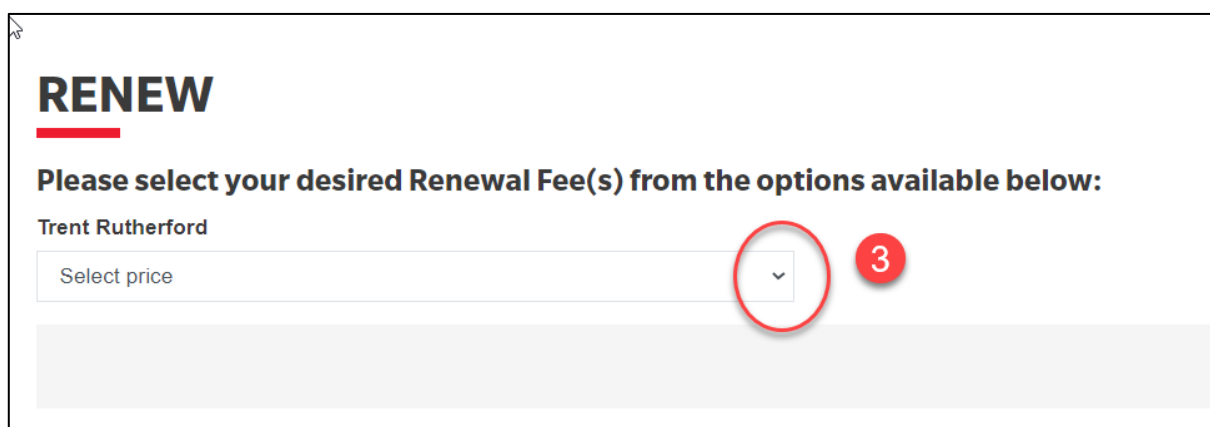
1. Click **Renew**

Or If you don't see a RENEW link click on the Membership Menu tab and select: Renewals, Payments & Transfers. Scroll down to find the organisation that you wish to renew your membership with. Click **Renew**

2. Check the Season field shows the correct renewal season. Use the drop down box to select upcoming season 2022/2023.



3. Select the available renewal fee/membership Category from the drop-down box. The system will pick up your current membership category and list the appropriate membership fee for selection (which is \$0.00 for Long Reef SLSC). Payment is required at longreef.com.



4. Click NEXT

5. Click NEXT again (Add On's N/A at Long Reef)

6. A summary of your renewal and associated membership fees will be displayed

RENEW

Summary
You are renewing

South Maroubra SLSC (NSW)

Member/s to renew
Trent Rutherford 12/03/1999 Male

Order Summary
Please find below a summary of your order.

Trent Rutherford

General - General Member - Membership Renewal <i>Limited to Winter Swimming Members and non patrolling Nipper Parents/Guardians.</i>	\$40.00
Other - Cym Membership - Active Members	\$55.00
Total	\$95.00

7. Tick the declaration checkboxes. If you wish to view the membership terms and condition's click on the 'declaration' link.

SLSA Membership application and declaration

I have read, understood, acknowledge and agree to the **declaration** including the warning, exclusion of liability, release and indemnity. I acknowledge that if my application for membership is successful I will be entitled to all benefits, advantages, privileges and services of SLSA membership.

I have read, understand, acknowledge and agree to the declaration and application and conditions of membership. I warrant that all information provided is correct.

[Previous](#) [Next](#)

Click the NEXT button to send your application to your surf club for processing.